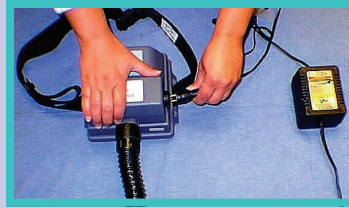


3M Air-Mate Powered Air Purifying Respirator (PAPR) Instructions for Use



Durham Regional Hospital
Safety Office
470-6161



1. Unplug the PAPR from the cord connecting it to the battery charger and electrical outlet.



2. Inspect the airflow tube for cracks. Pay close attention to the end that connects to the head cover.




3. Check to ensure that the airflow tube is securely connected to the PAPR. Look for any signs of damage.



4. Remove the tissue paper covering the clear plastic face mask.



5. Turn the PAPR on by Pressing the Black Rubber Button.



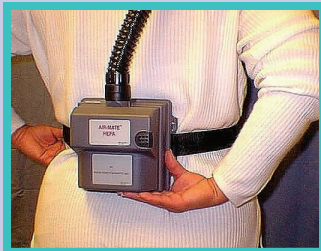
6. To check the airflow, place the "egg float" into the upright end of the airflow tube.



7. The lower band will rise above the edge of the airflow tube if the air supply is adequate.



8. Connect the airflow tube to the plastic circle at the back of the head cover.



9. Place the PAPER (with airflow tube up) against your lower back and fasten the belt buckle.



10. Guide the airflow tube upward behind you and put the head cover on. There are headbands inside the head cover that fit snugly on your head.



11. Adjust the head cover so that the elasticized edge of the face seal fits under your chin. It is now safe to enter the isolation room.



12. Remove PAPER in a non-contaminated area. Disconnect the head cover from the airflow tube with care by firmly grasping both pieces by the hard plastic parts that connect them. Gently but firmly pull them apart.



Care and Storage

For Patients on Airborne Precautions:

- Head covers can be re-used by the same employee for as long as they are clean and intact.
- Write your name on it.
- On the nursing units the head covers can be stored in the anterooms.
- Reconnect the PAPER to the battery charger.

For Patients on Airborne Precautions and Contact Isolation:

- Discard the head cover. *Do not reuse head covers when caring for a patient on Contact Isolation.*
- Disinfect the OUTSIDE of the PAPER unit with hospital-grade disinfectant after use.
- Reconnect the PAPER to the battery charger.

- If airflow is inadequate, the PAPER malfunctions, or there are cracks in the airflow tube, call Clinical Engineering at 470-8184.
- New head covers can be ordered from Central Stores 470-4250.

