




Adjusting a RoWalker to the Correct Height

To ensure safety and prevent falls, adjust RoWalker to the patient's elbow height.

Correct height <ul style="list-style-type: none">• Shoulders relaxed and elbows at side• Improved patient comfort and safety	Too low <ul style="list-style-type: none">• Patient leans forward• Increased risk of falling	Too high <ul style="list-style-type: none">• Shoulders too close to ears• Patient unable to use walker to maintain balance
  <p>Relaxed shoulders</p>		<p>Shoulders too close to ears</p> 