

Quick Tip

Posey® Sitter OnCue Alarm & Chair Pad Sensor

BEFORE LEAVING THE PATIENT, ensure the nurse call cable is plugged in to **both** the alarm and the wall jack before leaving the patient unattended.

tone

- **RECOMMENDATION** for “Voice & Tone” setting:
 - Patients with cognitive alteration: have family record message (i.e., “Sit down and call your nurse.”)
 - Non-English speaking patients: have translator record message.
- To return to manufacturer message (patient is discharged or is no longer at HIGH falls risk), record over message (no sound/white noise) or remove batteries for > 5 minutes.

STATUS LIGHT: Pressure must be on pad for alarm to engage.

BATTERIES: Replace when alarm chirps (sounds q15 sec.)

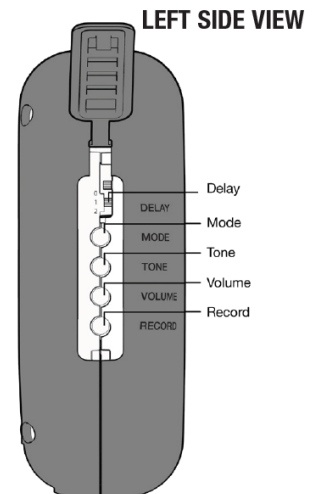
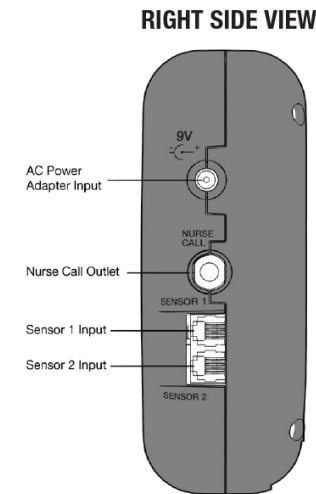
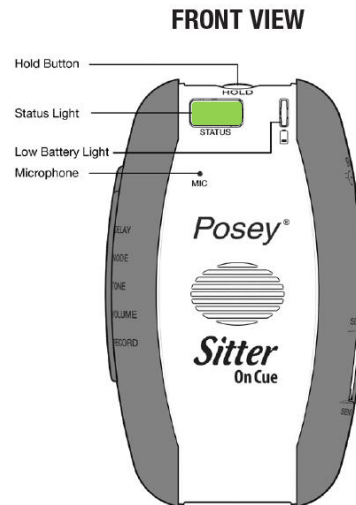
Green means GO

Red means NO

HOLD/Suspend button

- **RECOMMENDATION:** Do not turn off alarm for therapy, toileting, mobility and ADLs. Use hold/suspend button to temporarily pause alarm until pressure on pad returns.
 - **HOLD:** quick tap will delay alarm 30 seconds
 - **SUSPEND:** press & hold for 3 seconds will delay alarm 5 minutes

FLASH	ALARM STATE	DESCRIPTION
Green	Active Monitoring	Sensor is connected and pressure is being applied to the pad
Yellow	Ready	The sensor will activate and begin monitoring as soon as pressure is applied to a connected sensor or the alarm belt is fastened
Rapid Yellow	Sensor Activation	When pressure is applied to a sensor, the alarm will rapidly flash yellow for 3 seconds before the sensor is fully activated.
Red	Hold	For 30 seconds after the hold button is pressed, monitoring is suspended. The alarm is not actively monitoring and the alarm will not activate if pressure is removed or applied to from the sensor.
Rapid Red	ALARM	The patient has removed pressure from the sensor, the alarm belt has been unfastened or another event has occurred that requires a nurse's attention



CLEANING: At discharge, nurse/NCA must discard green gripper, pad and cord that go from pad to device. EVS will then clean & disinfect the device, bed cord & adapter as they do any equipment & furniture in room

CHAIR PADS

- 30-day, single patient use so it can be sent with patients upon transfer to another inpatient unit
- Write expiration date on pad



Place the green gripper pad beneath the chair pad to avoid slipping and decrease # pts that slide out of chairs.

