




Tip of the Month: Troubleshoot MaxiSky 1000 lb. Lift



Problem:	Action:
MaxiSky does not work when buttons on hand control are pressed	<p>Check if red emergency stop cord is pulled out; to push in, use hanger bar or ask for assistance from Engineering and Operations.</p> <p>Emergency stop pulled out</p>  
GREEN or RED light is on and nothing shows on the display	MaxiSky may be in “sleep mode”. Press any button on the hand control to see if something appears on the display. If it’s still not working, enter Clinical Engineering work order.
Lift emits beeping sound, RED light is on	<ul style="list-style-type: none"> • Enter Clinical Engineering work order to replace the battery • Place “Out of Order” label on hand control • Communicate to manager and colleagues

A working motor has:

- Amber & green lights
- Red emergency cord pushed in



Always return lift motor to the charging station when finished to keep battery charged.